One Page — Informe Diario de Mercado

10/07/2018

Argenfunds

Tasas

Instrumento	TNA	
Call 1d	46,00%	10/07/2018
Call 7d	47,50%	
Caución 7d	46,41%	
Caución 30d	46,21%	
CPD 1-30 días*	34,96%	10/07/2018
CPD 331-360 días*	36,27%	
BADLAR Priv. (>$1mm)	33,81%	06/07/2018
TM20 Priv. (>$20mm)	35,06%	
LEBAC 27d.	47,00%	Licitación del 19/06/2018
LEBAC 55d.	42,90%	
LEBAC 90d.	43,00%	
TPM - Pase 7d.	40,00%	10/07/2018

*TNA ponderada

Dólar BCRA A3500 $ 27,563

Plazo	Var. directa	Var. Anual
8d	-4,0%	-184%
32d	8,2%	94%
61d	21,8%	130%
91d	36,5%	146%
181d	47,2%	95%
365d	62,2%	62%

Rofex – Dólar Futuro

Posición	Vto.	Plazo	TC	Tasa Imp.	C. Ant.	Var
SPOT A3500	10/07/2018	-	27,563			
DLR072018	31/07/2018	21	28,862	81,89%	28,93	-0,24%
DLR082018	31/08/2018	52	28,120	14,18%	29,75	-5,48%
DLR092018	28/09/2018	80	29,230	27,59%	30,40	-3,85%
DLR102018	31/10/2018	113	30,210	31,02%	31,22	-3,24%
DLR112018	30/11/2018	143	31,250	34,14%	31,97	-2,25%
DLR122018	28/12/2018	171	32,200	35,91%	32,85	-1,98%
DLR012019	31/01/2019	205	33,150	36,09%	33,70	-1,63%
DLR022019	28/02/2019	233	33,900	36,01%	34,30	-1,17%
DLR032019	29/03/2019	262	34,700	36,07%	34,85	-0,43%
DLR042019	30/04/2019	294	35,450	35,52%	35,45	0,00%
DLR052019	31/05/2019	325	36,200	35,19%	36,05	0,42%

Bonds

Bond	Code	Amt Out.	Coupon	Price	YTM	MD	Maturity
Sovereign Bond Inflation Indexed							
Gatillo $ 02-19	AF19	70.481	3,75%	108,25	14,20%	0,54	08/02/2019
Gatillo $ 03-20	A2M2	30.000	4,00%	100,25	10,99%	1,57	06/03/2020
Boncer 20	TC20	57.362	2,25%	129,00	10,33%	1,67	28/04/2020
Bocon 24	PR13	1.933	2,00%	380,00	9,87%	2,53	15/03/2024
Boncer 21	TC21	26.736	2,50%	133,20	8,76%	2,77	22/07/2021
Boncer 23	TC23	28.300	4,00%	91,00	9,22%	3,99	06/03/2023
Disc ARL 05	DICP	10.472	5,83%	644,00	9,64%	7,07	31/12/2033
Par ARL 05	PARP	2.861	1,18%	265,00	9,49%	11,38	31/12/2038
C-Par ARL 05	CUAP	23.434	3,31%	425,00	9,04%	11,82	31/12/2045
Sovereign and corporate ARS Floating Monetary Policy							
Bonte TPM 20	TJ20	104.399	TPM+0%	106,38	42,32%	1,29	22/06/2020
HSBC 20	HSC5O	1.606	TPM+0%	110,37	43,63%	1,27	04/08/2020
Barpo 20	BOC7O	393	TPM+0%	109,62	44,65%	1,36	02/11/2020
Sovereign ARS Floating Badlar							
Bonar 19	AMX9	39.263	BP+ 2,5%	98,50	51,04%	0,54	11/03/2019
Bonar 20	AM20	16.728	BP+ 3,25%	98,00	48,26%	1,11	01/03/2020
Bocon 22	PR15	3.235	BP+ 0,0%	151,25	49,62%	1,63	04/10/2022
Bonar Abr 22	AA22	53.625	BP+ 2,0%	93,55	45,21%	1,96	04/04/2022
Sub-Sovereign ARS Floating Badlar							
CABA TD C16	BD2C0	948	BP+ 4,45%	102,71	50,96%	0,57	03/02/2020
CABA TD C18	BD3C0	1.706	BP+ 5,0%	101,42	50,96%	0,76	19/05/2020
CABA TD C20	BDC22	3.708	BP+ 5,0%	94,91	53,71%	1,61	24/01/2022
CABA TD C23	BDC28	13.262	BP+ 3,75%	79,50	60,74%	1,84	22/02/2028
PBA TD S1 C2	PBD19	1.465	BP+ 4,0%	96,18	52,33%	0,98	06/12/2019
PBA TD 2022	PBY22	15.182	BP+ 3,83%	82,50	59,31%	1,67	31/05/2022
PBA TD 2025	PBA25	30.000	BP+ 3,75%	82,20	53,71%	2,09	14/04/2025
Río Negro 2020	RN20	1.800	BP+ 5,0%	91,58	53,71%	1,27	06/07/2020
Neuquén 2021	BNF21	1.912	BP+ 5,0%	97,29	50,96%	1,38	23/02/2021
Mendoza 2021	PMJ21	5.219	BP+ 4,375%	99,90	42,81%	1,65	09/06/2021
Salta 2021	SA21	400	BP+ 5,0%	85,32	57,90%	1,65	22/12/2021
Corporate ARS Linked Floating Badlar							
Hipotecario 2020	BH40O	6.078	TASA FIJA	97,87	41,90%	0,96	13/01/2020
Galicia 2020	BYC3O	151	TASA FIJA	1.631,40	41,94%	1,11	18/05/2020
Supervielle 2022	BPCAO	4.768	BP+ 4,5%	92,80	58,88%	1,11	10/08/2020
T. Naranja 2022	TN37O	250	BP+ 3,5%	1.563,66	40,96%	1,64	11/07/2022
Corporate ARS Linked Fixed							
Macro 2022	BACBO	4.621	17,50%	96,20	21,12%	2,68	09/05/2022
YPF 2022	YCALO	4.602	16,50%	76,87	29,85%	2,55	09/05/2022
Sovereign ARS Fixed							
Bonte $ Sep 18	TS18	25.000	21,20%	101,45	57,90%	0,15	19/09/2018
Bonos Dual Jun-19	A2J9	55.127	28,80%	2.840,00	32,61%	0,81	21/06/2019
Bonte $ Oct 21	TO21	62.500	18,20%	91,25	25,99%	2,12	04/10/2021
Bonte $ Oct 23	TO23	64.150	16,00%	93,50	20,05%	3,20	17/10/2023
Bonte $ Oct 26	TO26	96.570	15,50%	93,75	18,58%	4,19	19/10/2026

Letes USD	Days	Amt Out.	Coupon	Price	TNA	MD	Maturity
LTDL8	3	1.200	-	99,98	8,80%	0,00	13/07/2018
LTDG8	31	800	-	99,60	5,07%	0,08	10/08/2018
LTDS8	66	1.100	-	99,25	4,32%	0,18	14/09/2018
LTDO8	94	1.039	-	98,70	5,21%	0,25	12/10/2018
LTDN8	143	1.098	-	97,98	5,34%	0,39	30/11/2018
LTDD8	157	1.100	-	97,87	5,13%	0,42	14/12/2018
LTDE9	185	950	-	97,40	5,26%	0,51	11/01/2019
LTDF9	213	500	-	97,09	5,02%	0,59	08/02/2019

Lebacs	Days	Amt Out.	Coupon	Price	TNA	MD	Maturity
I18L8	7	538.872	-	98,94	55,75%	0,02	18/07/2018
I15G8	35	240.748	-	95,08	54,00%	0,10	15/08/2018
I19S8	70	152.439	-	91,39	49,10%	0,19	19/09/2018
I17O8	98	89.561	-	88,16	50,00%	0,27	17/10/2018

Sovereign Bond Inflation Indexed

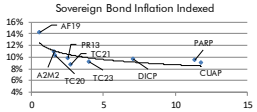

Sovereign ARS Floating Badlar

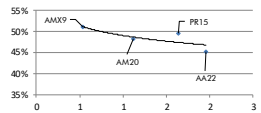

Sovereign ARS Fixed

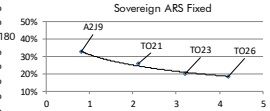

Letes USD

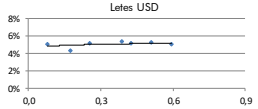

Lebacs ARS

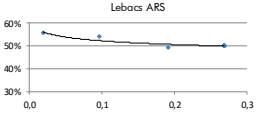

Bonds

Bond	Code	Amt Out.	Coupon	Price	YTM	MD	Maturity
Sovereign USD						* Bloomberg Clean Price	
Bonar 18	AN18	3.374	9,000%	102,42	5,39%	0,37	29/11/2018
Bonos Int. 19 NYL*	AA19	2.750	6,250%	101,08	4,89%	0,74	22/04/2019
Bonar 20	AO20	1.205	8,000%	105,98	6,19%	2,00	08/10/2020
Bonos Int.21 NYL*	AA21	4.497	6,875%	99,76	7,09%	2,45	22/04/2021
Bonar 24	AY24	19.622	8,750%	106,03	7,29%	2,76	07/05/2024
Bonos Int. 22 NYL*	A2E2	3.250	5,625%	94,82	7,43%	3,06	26/01/2022
Bonos Int. 23 NYL*	A2E3	1.750	4,625%	89,83	7,44%	3,95	11/01/2023
Bonar 35	AA25	3.494	5,750%	91,48	8,06%	4,67	18/04/2025
Bonos Int. 26 NYL*	AA26	6.497	7,500%	95,34	8,49%	5,65	22/04/2026
Bonos Int. 27 NYL*	A2E7	3.750	6,875%	91,01	8,53%	6,02	26/01/2027
Disc 33	DICA	4.901	8,280%	95,88	9,09%	6,75	31/12/2033
Disc 33 NYL*	DICY	3.966	8,280%	96,62	8,97%	6,77	31/12/2033
Bonos Int. 28 NYL*	A2E8	4.250	5,875%	84,00	8,51%	6,90	11/01/2028
Bonos Int. 28 NYL*	AL28	1.000	6,625%	87,87	8,62%	6,96	06/07/2028
Bonar 37	AA37	2.021	7,625%	89,27	9,25%	8,88	20/04/2037
Bonos Int. 36 NYL*	AL36	1.750	7,125%	84,01	9,12%	9,28	07/07/2036
Par 38*	PARA	1.230	2,500%	59,02	8,99%	10,16	31/12/2038
Par 38 NYL*	PARY	5.297	2,500%	59,45	8,92%	10,18	31/12/2038
Bonos Int. 46 NYL*	AA46	2.750	7,625%	85,23	9,29%	10,14	22/04/2046
Bonos Int. 48 NYL*	AE48	3.000	6,875%	79,68	9,00%	10,84	13/01/2048
Bonos Int. 17 NYL*	AC17	147	7,125%	80,54	9,03%	11,27	28/06/2117
Sub-Sovereign USD*						* Bloomberg Clean Price	
Mendoza 18 NYL	BARX1	12	5,500%	100,12	4,31%	0,14	04/09/2018
Bs. As. 18 NYL	BP18	475	9,375%	100,37	7,08%	0,17	14/09/2018
Neuquen 21 NYL	NRH2	48	7,875%	102,75	5,97%	1,32	26/04/2021
Bs. As. 19 NYL	PBJ19	750	5,750%	99,30	6,60%	0,89	17/06/2019
Salta 22 NYL	SARHD	82	9,500%	98,99	10,49%	1,64	16/03/2022
Bs. As. 21 NYL	BP21	750	10,875%	104,72	7,65%	1,34	26/01/2021
CABA. 21 NYL	CABA21	500	8,950%	102,68	7,22%	1,43	19/02/2021
Bs. As. PBJ 21 NYL	PBJ21	900	9,950%	104,39	8,04%	2,10	09/06/2021
Córdoba 21 NYL**	CO21D	725	7,125%	97,19	8,38%	2,56	10/06/2021
Bs. As. 23 NYL	PBF23	750	6,500%	92,88	9,04%	3,00	15/02/2023
Jujuy 22 NYL	JUS22	210	8,625%	90,65	11,80%	3,28	20/09/2022
Córdoba 26	CO26	300	7,125%	93,29	9,37%	3,38	27/10/2026
Sta Fe 23 NYL**	SF23D	250	7,000%	92,05	9,54%	3,43	23/03/2023
Bs. As. 24 NYL	PBM24	1.250	9,125%	98,83	9,65%	3,61	16/03/2024
La Rioja 25 NYL	RIF25	300	9,750%	94,71	11,43%	3,71	24/02/2025
Mendoza 24 NYL	PMY24	500	8,375%	89,59	11,54%	3,74	20/05/2024
Salta 24 NYL	SA24D	350	9,125%	91,38	11,79%	3,81	08/07/2024
Chaco 24 NYL	CH24D	250	9,375%	84,68	14,11%	3,62	19/08/2024
T.Fuego 27 NYL	TFU27	200	8,950%	94,24	10,88%	3,65	19/04/2027
Chubut 26 NYL	PUL26	650	7,750%	79,21	14,26%	3,66	27/07/2026
Mun. Cord 24 NYL	MUNCOR24	150	7,875%	92,97	9,85%	4,00	23/09/2024
Entre Ríos 25 NYL	ERF25	500	8,750%	87,66	12,17%	4,00	10/02/2025
Neuquen 25 NYL	NQUEN25	366	7,500%	83,88	11,70%	4,34	27/10/2025
Córdoba 24 NYL**	CO24D	510	7,450%	90,77	9,67%	4,62	02/09/2024
Río Negro 25 NYL**	RND25	300	7,750%	78,98	13,03%	4,61	08/12/2025
Bs. As. 27 NYL	PBJ27	1.750	7,875%	90,14	9,91%	5,60	15/06/2027
Bs. As. 28 NYL	BP28	400	9,625%	96,95	10,40%	5,64	18/04/2028
CABA. 27 NYL	CABA27	890	7,500%	92,94	8,94%	5,70	01/06/2027
Sta Fe 27 NYL**	SF27D	250	6,900%	84,54	9,87%	5,87	01/11/2027
Córdoba 27 NYL**	CO27D	450	7,125%	83,29	10,20%	6,04	02/08/2027
Par Bs.As. NYL	BPLD	446	4,000%	67,61	9,76%	6,43	15/05/2035
Corporate USD*							
YPF 2018	YPCRO	452	8,875%	101,78	4,71%	0,43	19/12/2018
IRSA Inv. 2019**	RSC8O	185	7,000%	98,50	8,62%	1,09	09/09/2019
Pan Am 2021	OPNS1	500	7,875%	102,99	6,17%	1,65	07/05/2021
Hipotecario 2020	BHCVO	350	9,750%	104,36	7,84%	2,12	30/11/2020
YPF 2021	YCAFO	1.000	8,500%	103,18	7,30%	2,36	23/03/2021
Transener 2021**	OTRX9	101	9,750%	101,17	9,50%	2,53	15/08/2021
CGC 2021**	CPCAO	300	9,500%	98,15	10,40%	2,74	07/11/2021
Cablevisión 2021**	LCCAO	500	6,500%	100,52	6,39%	2,62	15/06/2021
Genneia 2022**	GNCLO	500	8,750%	97,27	9,90%	2,84	20/01/2022
Edenor 2022**	ODNX9	176	9,750%	102,90	9,10%	3,40	25/10/2022
AYSA 2023**	AYSA23	500	6,625%	84,73	11,25%	3,68	01/02/2023
IRSA Prop. 2023**	RPC2O	360	8,750%	100,96	8,67%	3,70	23/03/2023
YPF 2024	YPCUO	1.325	8,750%	101,80	8,44%	3,79	04/04/2024
AA2000 2027**	AERAO	400	6,875%	97,00	7,88%	3,72	01/02/2027
Albanesi 2023**	GMFRO	336	9,625%	99,04	10,11%	3,74	27/07/2023
Clisa 2023**	CLISO	300	9,500%	82,35	15,09%	3,61	20/07/2023
Cresud 2023	CSDOO	113	6,500%	96,30	7,59%	3,84	16/02/2023
Pampa 2023**	PTSTO	500	7,375%	97,09	8,25%	3,97	21/07/2023
AES Arg. G. 2024**	AECAO	300	7,750%	94,10	9,32%	4,23	02/02/2024
Arcor 2023**	RCC9O	500	6,000%	100,85	5,88%	4,26	06/07/2023
Raghsa 2024**	RA31O	120	7,250%	97,58	7,93%	4,53	21/03/2024
Capex 2024**	CAC2O	300	6,875%	89,72	9,39%	4,65	15/05/2024
YPF 2025	YCA6O	1.500	8,500%	99,09	8,85%	5,01	28/07/2025
Galicia 2026**	BYC2O	250	8,250%	101,89	7,45%	5,66	19/07/2026
Macro 2026**	BACAO	400	6,750%	94,14	7,85%	6,11	04/11/2026
Pampa 2027**	MGC1O	750	7,500%	91,90	9,06%	5,86	24/01/2027
YPF 2027	YCAMO	1.000	6,950%	89,56	8,82%	6,20	21/07/2027
YPF 2047**	YCANO	750	7,000%	80,35	9,08%	10,83	15/12/2047

* Bloomberg Clean Price ** Callable Bond - Yield to Maturity *** Called

Sovereign USD

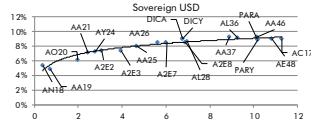

CABA - Pcia de Bs As - Córdoba - Santa Fe- USD

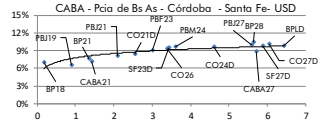

Sub-Sovereign



Corporate USD

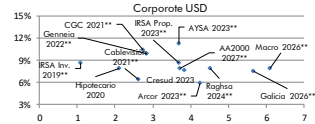

Electric - USD

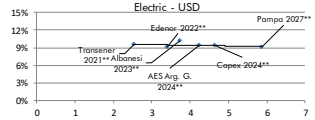

Oil&Gas - USD

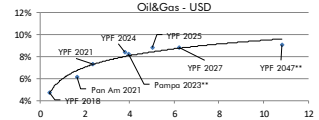

El presente documento ha sido realizado por Argenfunds S.A. con fines estrictamente informativos. No debe ser tomado como una invitación a suscribir cuotapartes ni como una oferta de compra o venta de valores. El documento se ha realizado con fuentes de información consideradas confiables, pero la empresa no puede garantizar la exactitud de las mismas. Los fondos comunes de inversión están sometidos a variaciones en los precios de los activos que pueden afectar su rendimiento. Los rendimientos pasados de los fondos comunes de inversión no garantizan el desempeño futuro de los mismos. Las inversiones en cuotapartes del Fondo no constituyen depósitos en Banco Macro S.A. a los fines de la Ley de Entidades Financieras ni cuentan con ninguna de las garantías que tales depósitos a la vista o a plazo puedan gozar de acuerdo con la legislación y reglamentación aplicables en materia de depósitos en entidades financieras. Asimismo, Banco Macro S.A. se encuentra impedida por normas del Banco Central de la República Argentina de asumir, tácita o expresamente, compromiso alguno en cuanto al mantenimiento, en cualquier momento, del valor del capital invertido, al rendimiento, al valor del rescate de la cuota partes o al otorgamiento de liquidez a tal fin. Gráficos de Elaboración propia. Fuentes Bloomberg y Bolsar.